



# ANNUAL RISK MANAGEMENT REPORT 2019/20

## Summary Risk Register

Directorate: \_\_\_\_\_  
 Department: Corporate Risk Register  
 Service: \_\_\_\_\_  
 Quarter and Year: Quarter 4 - 2019/20      Date of last review: 31-Dec-19  
 Date: 31-Mar-20      Date of next review: 30-Jun-20

Risk N	Risk Description	Date Raised	Strength of Existing Controls	Inherent			Residual			Target			Risk Owner(s)	Key Contact(s)	Risk Status	Last Risk Review Dat	Previous Residual			Change in Score
				L	I	Risk Rating	L	I	Risk Rating	L	I	Risk Rating					L	I	Risk Rating	
1	Failure to deliver a balanced budget and Medium Term Financial Strategy may result in a Government Commission taking control of the authority's finances	26-Jan-15	Good	5	5	HIGH	3	5	HIGH	1	2	LOW	Louise Mattinson	Simon Ross, Zoe Evans	Open	29-Apr-20	2	3	LOW	Up
2	Failure of the assets or failure to manage these in a proactive and co-ordinated way (Assets include Buildings, Infrastructure)	25-May-11	Fair	3	5	HIGH	2	4	MEDIUM	2	2	LOW	Martin Kelly/ Martin Eden	Lee Kinder, Dwayne Lowe	Open	20-Apr-20	2	4	MEDIUM	-
4	The Council is not able effectively influence and shape new partnership structures to respond to changes occurring in the public sector.	07-Feb-12	Good	3	3	MEDIUM	2	3	LOW	2	2	LOW	Denise Park	Alison Schmid / Heather Taylor	Open	19-Nov-19	2	3	LOW	-
5	There is a risk that governance and decision making arrangements fail	25-May-11	Good	2	4	MEDIUM	2	2	LOW	1	1	LOW	David Fairclough.	Asad Laher	Open	28-Apr-19	2	2	LOW	-
7	Ensure BwD delivers its statutory function- Emergency Preparedness, Planning, Response, Recovery & BC Promotion (small & med businesses) to protect the Community/enhance the Council's resilience, mitigate reputational and financial damage. Corporate Objectives at risk - 1,2,5,6.	25-May-11	Good	4	5	HIGH	1	5	LOW	1	5	LOW	Denise Park	David Fairclough, Rachel Hutchinson, Sarah Riley	Open	17.04.2019	1	5	LOW	-
7b	Ensure delivery of statutory Civil Contingencies function - Business Continuity Management arrangements in place,planning, training testing & validating & exercising procedures & plans: to protect Council's resilience, protect the community,& mitigate financial & reputational damage. Corpo Obj 1,2,5,6 link	22-Sep-16	Good	3	4	MEDIUM	2	4	MEDIUM	1	3	LOW	Denise Park	David Fairclough, Paul Fleming, Rachel Hutchinson, Sarah Riley	Open	17.04.2019	2	4	MEDIUM	-
9	Failure to improve health outcomes within Blackburn with Darwen could result in the communities' health and wellbeing position or conditions deteriorating.	25-May-11	Good	3	4	MEDIUM	3	4	MEDIUM	1	3	LOW	Dominic Harrison	Gifford Kerr	Open	16-Jul-19	3	4	MEDIUM	-
10	Due to the breakdown of community relations or a deterioration of community cohesion, greater risk of hate crime, extremism, radicalisation or polarisation of communities.	07-Feb-12	Good	4	5	HIGH	2	3	LOW	1	3	LOW	Sayyed Osman	Heather Taylor/Mark Aspin	Open	24-Apr-19	2	3	LOW	-
11	Failure to improve the education and skills for our young people	20-Aug-13	Good	4	4	HIGH	3	3	MEDIUM	2	3	LOW	Jayne Ivory	Jo Siddle	Open	02-May-19	3	3	MEDIUM	-
13	Failure to prevent data loss and privacy incidents (Information Governance) leading to financial/Data loss, disruption or damage to the reputation of the Council	26-Sep-14	Good	5	4	HIGH	3	3	MEDIUM	2	2	LOW	Paul Fleming	Sarah Critchley	Open	06-Mar-20	4	4	HIGH	Down
14	High profile serious/critical safeguarding incident/case that is known to Council services.	20-Aug-13	Good	4	5	HIGH	3	5	HIGH	3	5	HIGH	Sayyed Osman (DASS) / Jayne Ivory (DCS)	Paul Lee	Open	24-Feb-20	3	5	HIGH	-
15	Failure, at a corporate level, to comply with Health & Safety legislation and provide both a safe working environment for employees and the provision of a safe environment for service users.	19-Mar-15	Fair	4	4	HIGH	3	3	MEDIUM	2	3	LOW	David Fairclough	Fiona Eastwood	Open	30-Apr-19	3	3	MEDIUM	-
17	Cyber Risk - Risk of financial/Data loss, disruption or damage to the reputation of an organisation from compromise of its IT systems.	15-Mar-16	Good	5	5	HIGH	3	4	MEDIUM	2	4	MEDIUM	Paul Fleming	Steve Rowe	Open	27-Jan-20	3	4	MEDIUM	-
18	Insufficient budget for service delivery if MTFS income targets from the Growth Agenda are not met.	29-Nov-16	Good	4	5	HIGH	3	4	MEDIUM	3	4	MEDIUM	Martin Kelly	Simon Jones	Open	15-Oct-19	3	4	MEDIUM	-
20	The Council is unable to deliver its critical and core services and functions during the mitigation phase of a COVID-19 outbreak, due to high staff absences and a failure of effective business continuity management.	28-Feb-20	Fair	5	5	HIGH	4	4	HIGH	1	3	LOW	Dominic Harrison (Public Health element)/ Paul Fleming (Resilience & Emergency Planning Service)	Gifford Kerr & Rachel Hutchinson	Open	28-Feb-20				-

The following corporate risks are closed:

Risk 3: IT Infrastructure (Resilience) – Old Town Hall.

Risk 5: The risk that governance and decision-making arrangements fail.

Risk 8: Failure to contribute effectively to economic growth within Blackburn with Darwen.

Risk 12: The Council does not effectively capitalise on potential opportunities to improve housing quality or build more houses in the Borough to maximise the income available from the new homes bonus and increased council tax.

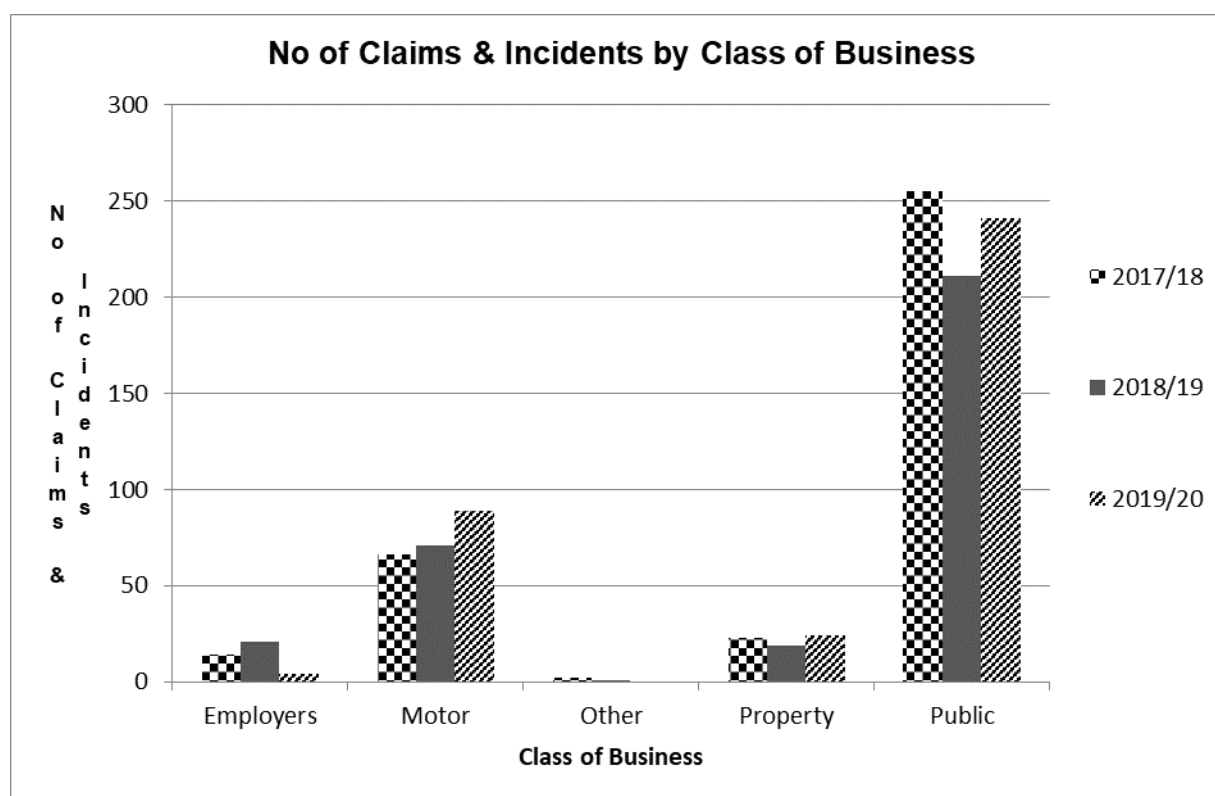
Risk 16: Failure to deliver a robust Medium Term Financial Strategy (MTFS) with adequate reserves to meet unforeseen circumstances and with the resource capacity to deliver statutory services.

Risk 19: EU Exit - Risk of inadequate planning/preparedness at a national & local level for a "no deal" exit from the EU arrangements.

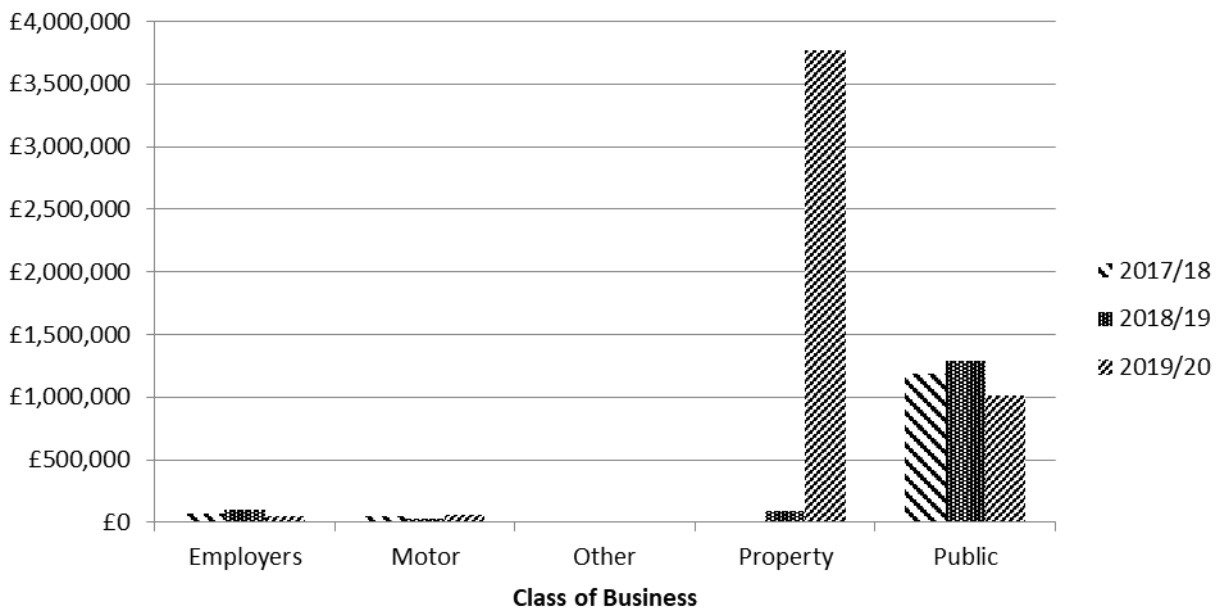
## Insurance Claims Statistics and Trends

Claims and Incidents Notified by Year

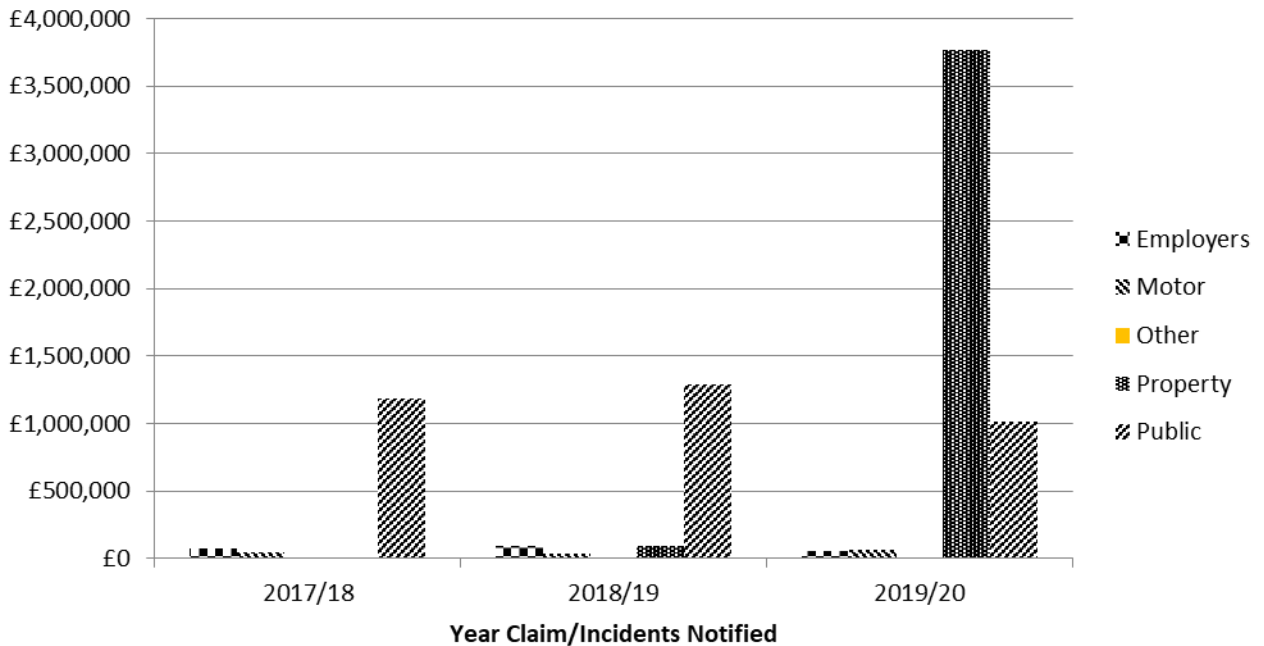
Policy	2017/18		2018/19		2019/20		Totals	
	No	Value	No	Value	No	Value	No	Value
Employers	14	£71,192	21	£97,985	4	£54,351	39	£223,528
Motor	66	£48,851	71	£34,752	89	£62,928	226	£146,531
Other	2	£0	1	£10,200	0	£0	3	£10,200
Property	23	£2,174	19	£90,217	24	£3,766,924	66	£3,859,315
Public	255	£1,184,290	211	£1,293,275	240	£1,017,120	706	£3,494,685
<b>Totals</b>	<b>360</b>	<b>£1,306,507</b>	<b>323</b>	<b>£1,526,429</b>	<b>357</b>	<b>£4,901,323</b>	<b>1,040</b>	<b>£7,734,259</b>



## Estimated Cost of Claims & Incidents by Class of Business



## Estimated Total Cost of Claims & Incidents (Payments & Reserves) Notified by Year



## Outcome of Cases Listed for Trial

